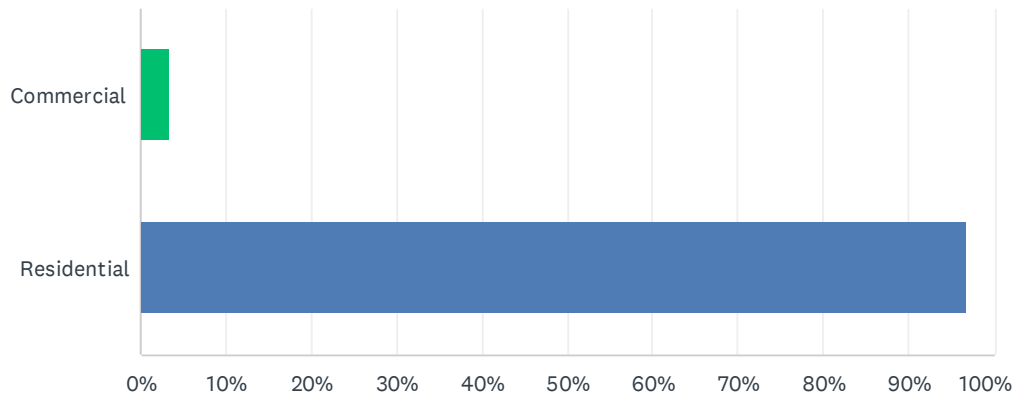


# Q1 Are you Commercial or Residential? (Check one)

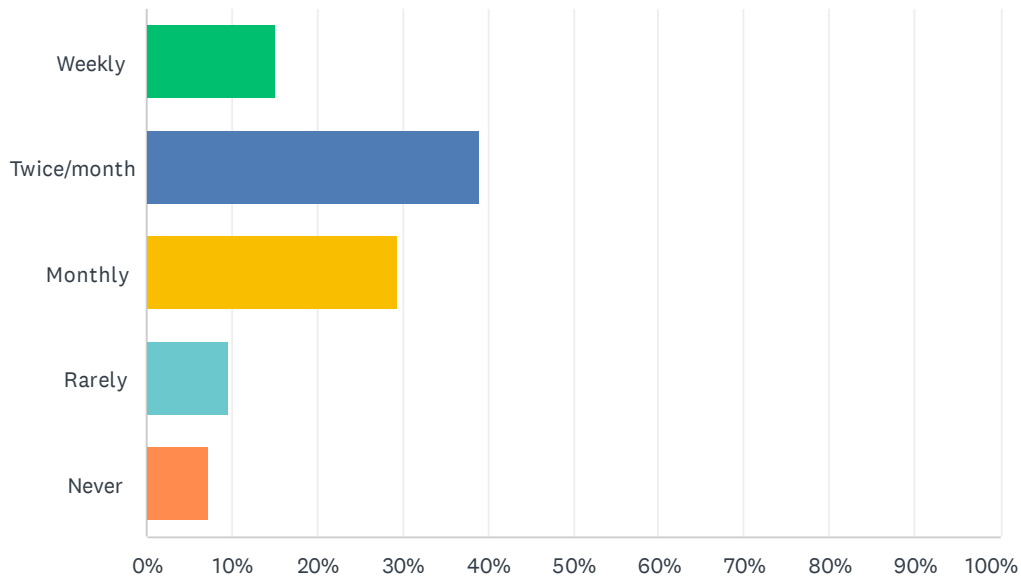
Answered: 1,736 Skipped: 42



ANSWER CHOICES	RESPONSES	
Commercial	3.51%	61
Residential	96.77%	1,680
Total Respondents: 1,736		

## Q2 How often do you recycle? (Check one)

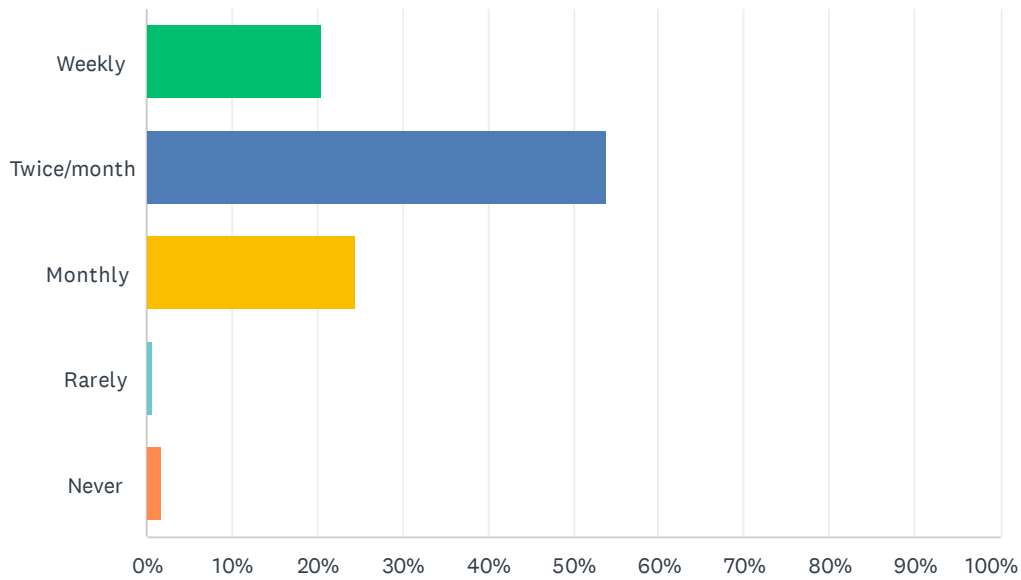
Answered: 1,739 Skipped: 39



ANSWER CHOICES	RESPONSES	
Weekly	15.12%	263
Twice/month	38.99%	678
Monthly	29.38%	511
Rarely	9.66%	168
Never	7.25%	126
Total Respondents: 1,739		

### Q3 How often do you think recycling collection should occur? (Check one)

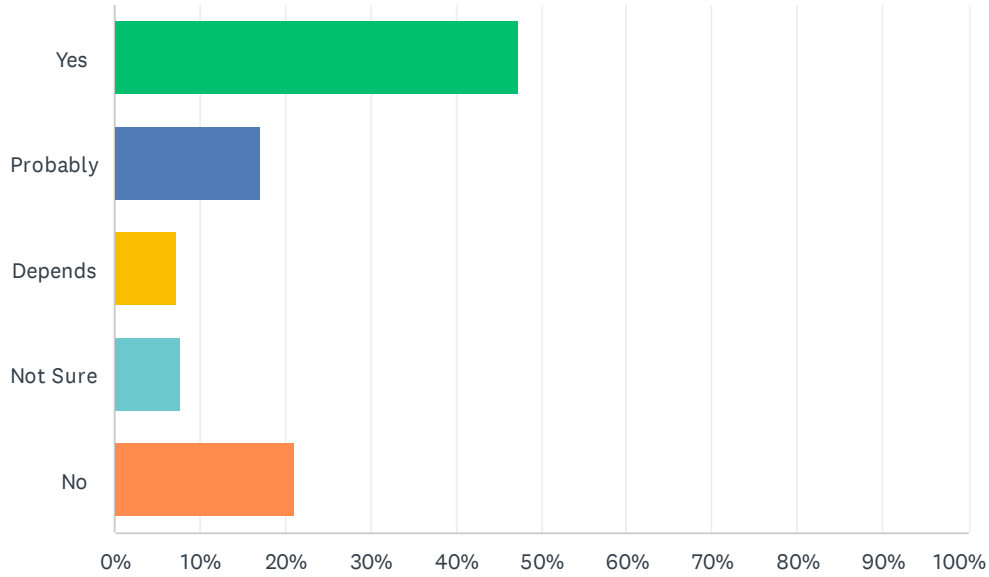
Answered: 1,556 Skipped: 222



ANSWER CHOICES	RESPONSES	
Weekly	20.37%	317
Twice/month	53.92%	839
Monthly	24.55%	382
Rarely	0.58%	9
Never	1.80%	28
Total Respondents: 1,556		

### Q4 If recycling services were more accessible, would you recycle more (Check one)

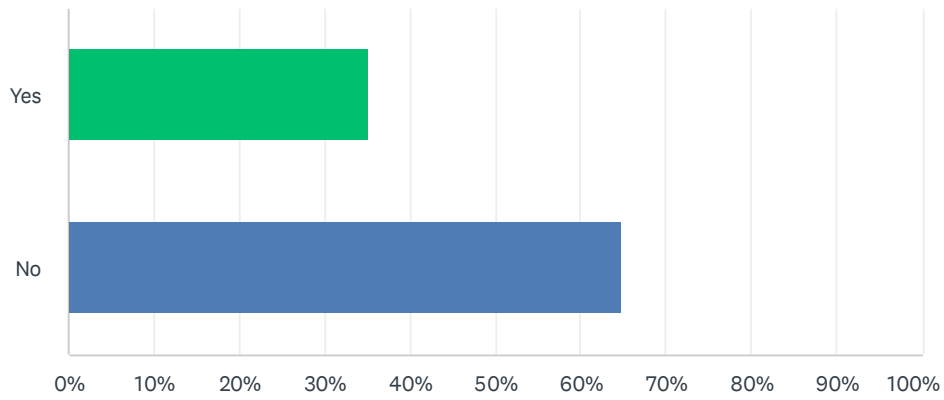
Answered: 1,725 Skipped: 53



ANSWER CHOICES	RESPONSES	
Yes	47.30%	816
Probably	16.99%	293
Depends	7.19%	124
Not Sure	7.59%	131
No	21.16%	365
Total Respondents: 1,725		

### Q5 Do you live inside city limits? (Check one)

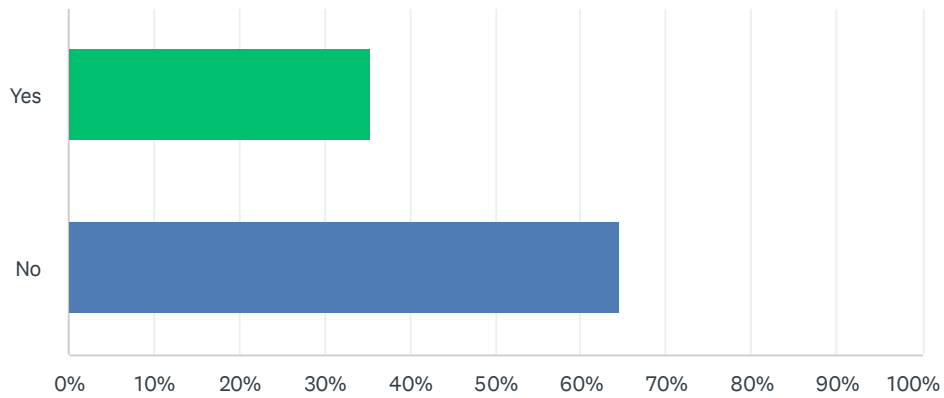
Answered: 1,762 Skipped: 16



ANSWER CHOICES	RESPONSES	
Yes	35.19%	620
No	64.87%	1,143
Total Respondents: 1,762		

### Q6 Do you live within 10 miles of Browerville (Check one)

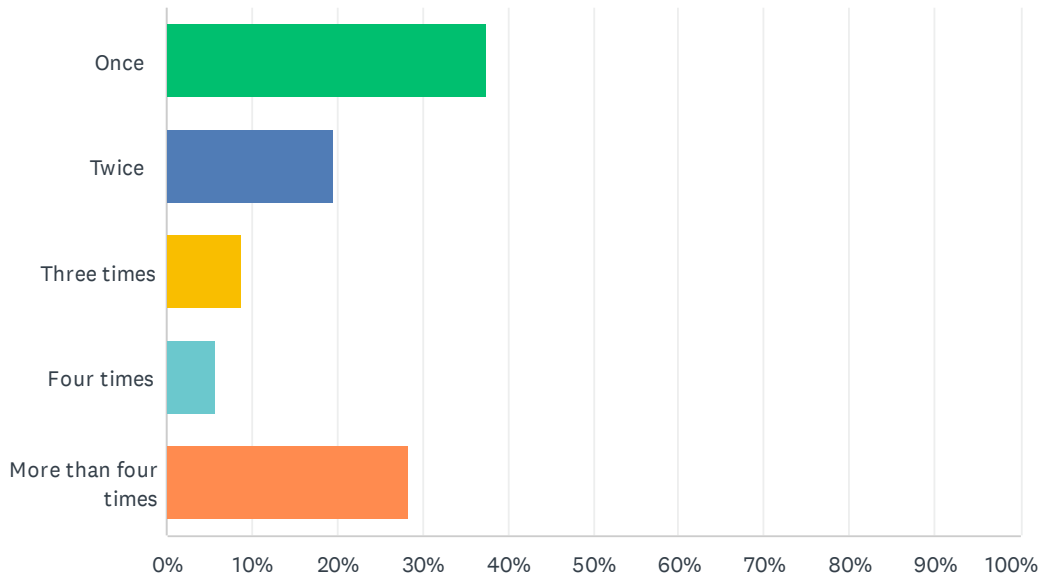
Answered: 1,743 Skipped: 35



ANSWER CHOICES	RESPONSES	
Yes	35.46%	618
No	64.54%	1,125
Total Respondents: 1,743		

## Q7 Transfer stations - How many times in the past year did you or someone from your household take trash or other waste items to a transfer station?

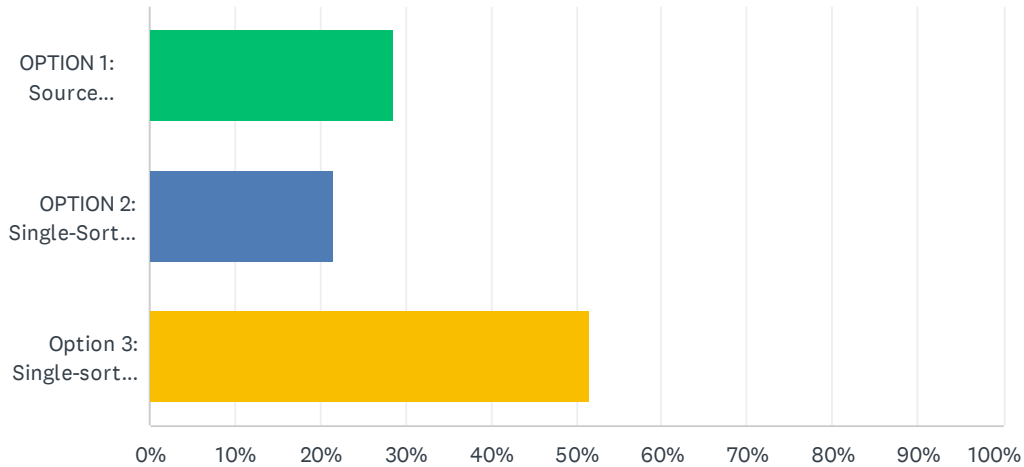
Answered: 173 Skipped: 1,605



ANSWER CHOICES	RESPONSES	
Once	37.57%	65
Twice	19.65%	34
Three times	8.67%	15
Four times	5.78%	10
More than four times	28.32%	49
<b>TOTAL</b>		<b>173</b>

### Q8 Based on the information on the three recycling program options, how would you prefer Todd County promote increased recycling? (Check one)

Answered: 1,710 Skipped: 68



ANSWER CHOICES	RESPONSES	
OPTION 1: Source Separated Remote Drop Off Sites	28.60%	489
OPTION 2: Single-Sort Remote Drop Off Sites	21.52%	368
Option 3: Single-sort Curbside Recycling	51.64%	883
Total Respondents: 1,710		