

# TODD COUNTY BOARD OF COMMISSIONERS

## *Health and Human Services Board Meeting Agenda*

Date: January 27, 2015

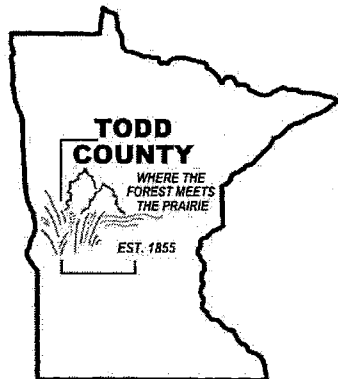
Time: 9:00 AM

Meeting to be held in the Historic Courthouse, Long Prairie, Minnesota

		<b>Approx. Time</b>
<b>1</b>	<b>Call to Order and Roll Call</b>	9:00
<b>2</b>	<b>Pledge of Allegiance</b>	9:01
<b>3</b>	<b>Amendments to the Agenda</b>	9:03
<b>4</b>	<b>December 23, 2014 Meeting Minutes</b>	9:04
<b>5</b>	<b>General</b>	9:05
	5.1 Introduction of New Staff	
	5.2 MFIP Audit Results	
	5.3 Q4 Financial Report	
	5.4 Requested Change to February Board Meeting	
	5.5 Update on HomeCare Program Review	
<b>6</b>	<b>Claims</b>	

**Adjourn**

# Todd County, MN Board Action Form



<b>Action Requested</b>	
<input type="checkbox"/> Action/Motion <input type="checkbox"/> Discussion <input checked="" type="checkbox"/> Information Item	<input type="checkbox"/> Report <input type="checkbox"/> Resolution <input type="checkbox"/> Other
Board Action Tracking Number (Admin use):	


<b>Title (for publication with the Agenda):</b> Introduce New Staff	
Date of Meeting: January 27, 2015	Total time requested: 5 min
Department Requesting Action: HHS	
Presenting Board Action/Discussion at Meeting: Jackie Och/Emily Steinert	
<b>Background</b> <input type="checkbox"/> Supporting Documentation enclosed	
NJPA Intern Social Worker, Brittany Olson, started January 5, 2015	
<b>Options</b> <input type="checkbox"/> Supporting Documentation enclosed	
<b>Recommendation</b> <input type="checkbox"/> The Todd County Board of Commissioners approves the following by Motion:	
<b>Financial Implications:</b> \$	Comments
Funding Source:	
Budgeted: <input type="checkbox"/> Yes <input type="checkbox"/> No	

Action	Voting in Favor	Voting Against
Motion:	<input type="checkbox"/> Kircher	<input type="checkbox"/> Kircher
Second:	<input type="checkbox"/> Becker	<input type="checkbox"/> Becker
<input type="checkbox"/> Passed	<input type="checkbox"/> Erickson	<input type="checkbox"/> Erickson
<input type="checkbox"/> Failed	<input type="checkbox"/> Neumann	<input type="checkbox"/> Neumann
<input type="checkbox"/> Tabled	<input type="checkbox"/> Kneisl	<input type="checkbox"/> Kneisl

**Signatures**  
 STATE OF MINNESOTA }  
 COUNTY OF TODD }  
 I, Denise Gaida, County Auditor-Treasurer, Todd County, Minnesota hereby certify that I have compared the foregoing copy of the proceedings of the County Board of said County with the original record thereof on file in the Administration Office of Todd County in Long Prairie, Minnesota as stated in the minutes of the proceedings of said board and that the same is a true and correct copy of said original record and of the whole thereof, and that said motion was duly passed by said board at said meeting. Witness my hand and seal:

Seal

# Todd County, MN Board Action Form




<b>Action Requested</b>	
<input type="checkbox"/> Action/Motion <input type="checkbox"/> Discussion <input checked="" type="checkbox"/> Information Item	<input type="checkbox"/> Report <input type="checkbox"/> Resolution <input type="checkbox"/> Other
Board Action Tracking Number (Admin use):	

<b>Title (for publication with the Agenda):</b> MFIP audit results	
Date of Meeting: 01/27/2015	Total time requested: 5 min
Department Requesting Action: Health & Human Services	
Presenting Board Action/Discussion at Meeting: Jackie Och / Lisa Chapin	
<b>Background</b> <input type="checkbox"/> Supporting Documentation enclosed	
<b>Options</b> <input type="checkbox"/> Supporting Documentation enclosed	
<b>Recommendation</b> <input type="checkbox"/> The Todd County Board of Commissioners approves the following by Motion:	
<b>Financial Implications: \$</b>	Comments
Funding Source:	
Budgeted: <input type="checkbox"/> Yes <input type="checkbox"/> No	

Action	Voting in Favor	Voting Against
Motion:	<input type="checkbox"/> Kircher	<input type="checkbox"/> Kircher
Second:	<input type="checkbox"/> Becker	<input type="checkbox"/> Becker
<input type="checkbox"/> Passed	<input type="checkbox"/> Erickson	<input type="checkbox"/> Erickson
<input type="checkbox"/> Failed	<input type="checkbox"/> Neumann	<input type="checkbox"/> Neumann
<input type="checkbox"/> Tabled	<input type="checkbox"/> Kneisl	<input type="checkbox"/> Kneisl

<b>Signatures</b>	
STATE OF MINNESOTA}	
COUNTY OF TODD}	
I, Denise Gaida, County Auditor-Treasurer, Todd County, Minnesota hereby certify that I have compared the foregoing copy of the proceedings of the County Board of said County with the original record thereof on file in the Administration Office of Todd County in Long Prairie, Minnesota as stated in the minutes of the proceedings of said board and that the same is a true and correct copy of said original record and of the whole thereof, and that said motion was duly passed by said board at said meeting. Witness my hand and seal:	
Seal	

# Todd County, MN Board Action Form



Action Requested	
<input type="checkbox"/> Action/Motion <input type="checkbox"/> Discussion <input checked="" type="checkbox"/> Information Item	<input type="checkbox"/> Report <input type="checkbox"/> Resolution <input type="checkbox"/> Other
Board Action Tracking Number (Admin use):	

<b>Title (for publication with the Agenda):</b> Quarter 4 Financial Report	
Date of Meeting: 01/27/2015	Total time requested: 15 min
Department Requesting Action: Health & Human Services	
Presenting Board Action/Discussion at Meeting: Jackie Och / Jena Peterson	
<b>Background</b> <input checked="" type="checkbox"/> Supporting Documentation enclosed	
<b>Options</b> <input type="checkbox"/> Supporting Documentation enclosed	
<b>Recommendation</b> <input type="checkbox"/> The Todd County Board of Commissioners approves the following by Motion:	
<b>Financial Implications: \$</b>	Comments
Funding Source:	
Budgeted: <input type="checkbox"/> Yes <input type="checkbox"/> No	

Action	Voting in Favor	Voting Against
Motion:	<input type="checkbox"/> Kircher	<input type="checkbox"/> Kircher
Second:	<input type="checkbox"/> Becker	<input type="checkbox"/> Becker
<input type="checkbox"/> Passed	<input type="checkbox"/> Erickson	<input type="checkbox"/> Erickson
<input type="checkbox"/> Failed	<input type="checkbox"/> Neumann	<input type="checkbox"/> Neumann
<input type="checkbox"/> Tabled	<input type="checkbox"/> Kneisl	<input type="checkbox"/> Kneisl

Signatures
STATE OF MINNESOTA} COUNTY OF TODD} I, Denise Gaida, County Auditor-Treasurer, Todd County, Minnesota hereby certify that I have compared the foregoing copy of the proceedings of the County Board of said County with the original record thereof on file in the Administration Office of Todd County in Long Prairie, Minnesota as stated in the minutes of the proceedings of said board and that the same is a true and correct copy of said original record and of the whole thereof, and that said motion was duly passed by said board at said meeting. Witness my hand and seal:
Seal

Todd County Social Services Fund 11  
Fund Bal/Revenue/Expenditures Recap by Month

Date	Fund Balance	YTD Total Expenses	% Budget	YTD Total Revenues	% Budget	Adjustments	YTD Adj Revenue	% Budget	% Year	Cty dollars received	Year	Exp Over/ (Under)
1/1/2014												
<b>2014 BUDGET</b>	2,591,017	<b>7,513,019</b>		<b>7,359,229</b>								<b>153,790 **</b>
Jan-14	2,427,648	585,340	7.8%	369,719	5.0%		369,719	5.0%	8.33%	63,959.72	2013	215,620
Feb-14	2,007,616	1,159,208	15.4%	549,904	7.5%		549,904	7.5%	16.67%	-		609,304
Mar-14	2,068,041	1,785,059	23.8%	1,094,307	14.9%		1,094,307	14.9%	25.00%	-		690,752
Apr-14	1,534,667	2,463,682	32.8%	1,371,866	18.6%		1,371,866	18.6%	33.33%	-		1,091,816
May-14	3,101,485	3,074,421	40.9%	3,558,353	48.4%		3,558,353	48.4%	41.67%	1,904,497.92	2014	(483,931)
Jun-14	2,880,876	3,679,465	49.0%	3,949,909	53.7%		3,949,909.26	53.7%	50.00%	-		(270,444)
Jul-14	2,849,129	4,256,090	56.6%	4,475,065	60.8%		4,475,065.10	60.8%	58.33%	-		(218,975)
Aug-14	2,633,675	4,916,184	65.4%	4,932,917	67.0%		4,932,916.64	67.0%	66.67%	-		(16,733)
Sep-14	2,192,761	5,535,443	73.7%	5,124,938	69.6%		5,124,938.03	69.6%	75.00%	-		410,505
Oct-14	2,845,887	6,283,524	83.6%	6,495,851	88.3%		6,495,851.26	88.3%	83.33%	1,080,602		(212,327)
Nov-14	3,030,734	6,875,892	91.5%	7,295,248	99.1%		7,295,248.16	99.1%	91.67%	458,361.95		(419,356)
Dec-14	2,740,203	7,616,162	101.4%	7,812,023	106.2%		7,812,023.40	106.2%	100.00%	2,966.53		(195,861)
												Cty \$ needed as of 12/31
												(195,861)
										3,510,388.28		(349,651) Variance to budget

\*\* Note: In 2014, the county board approved deficit budget

3,627,278.00 2014 Alloc  
3,446,428.56 Received 2014  
180,849.44 Remaining county dollars

TODD COUNTY SOCIAL SERVICES  
2014 REVENUES / EXPENDITURE SUMMARY BY DEPARTMENT

DEPT 420 - INCOME MAINTENANCE	2014 BUDGET	Q1 TOTAL	Q2 TOTAL	Q3 TOTAL	Q4 TOTAL	YTD TOTAL	YTD % OF BUDGET	2013 YTD	2014 YTD over/(under) 2013 YTD
<b>REVENUE:</b>									
LEVY DOLLARS	1,019,230.00	17,972.68	535,163.92	0.00	433,282.51	986,419.11	96.78%	983,102.91	3,316.20
STATE	40,934.00	13,421.16	7,916.60	15,843.42	47,506.91	84,688.09	206.89%	84,364.67	323.42
FEDERAL	1,078,100.00	329,699.89	301,550.90	245,722.32	272,615.90	1,149,589.01	106.63%	941,697.42	207,891.59
STATE REIMB REVENUE*	205,100.00	41,095.66	51,929.25	51,570.57	62,664.20	207,259.68	101.05%	190,884.10	16,375.58
FEDERAL REIMB REVENUE*	177,000.00	32,564.95	42,949.90	47,577.00	61,607.06	184,698.91	104.35%	152,057.87	32,641.04
CHARGES FOR SERVICES	3,300.00	757.55	1,695.88	1,068.08	447.71	3,969.22	120.28%	3,949.51	19.71
GIFT & CONTRIBUTIONS	0.00	0.00	0.00	0.00	0.00	0.00		0.00	-
RECOVERIES	211,950.00	230,282.79	17,856.64	35,874.78	33,608.71	317,622.92	149.86%	239,511.93	78,110.99
OTHER	111,000.00	41,100.13	42,393.56	35,029.54	43,421.31	161,944.54	145.90%	197,196.99	(35,252.45)
<b>TOTAL INC MAINT REVENUE</b>	<b>2,846,614.00</b>	<b>706,894.81</b>	<b>1,001,466.65</b>	<b>432,685.71</b>	<b>955,154.31</b>	<b>3,096,191.48</b>	<b>108.77%</b>	<b>2,792,765.40</b>	<b>303,426.08</b>
<b>EXPENSES:</b>									
SALARIESFRINGE & OVERHEAD	2,005,025.00	482,051.81	482,551.03	480,328.92	514,293.29	1,959,225.05	97.72%	1,955,602.56	3,622.49
COUNTY SUPPORTED PROGRAMS	269,000.00	47,407.71	100,469.40	75,483.27	181,287.38	404,647.76	150.43%	205,082.94	199,564.82
RECOVERIES - ST/FED SHARE	164,300.00	124,191.61	67,232.00	7,696.59	27,171.66	226,291.86	137.73%	175,603.65	50,688.21
STATE REIMBURSED SERVICES*	333,000.00	75,892.18	101,567.87	99,064.16	96,989.52	373,513.73	112.17%	352,372.60	21,141.13
OTHER / MISCELLANEOUS	71,158.00	25,414.52	19,932.79	28,358.54	25,814.79	99,520.64	139.86%	84,727.16	14,793.48
<b>TOTAL INC MAINT EXPENSES</b>	<b>2,842,483.00</b>	<b>754,957.83</b>	<b>771,753.09</b>	<b>690,931.48</b>	<b>845,556.64</b>	<b>3,063,199.04</b>	<b>107.76%</b>	<b>2,773,388.91</b>	<b>289,810.13</b>
<b>VARIANCE</b>	<b>4,131.00</b>	<b>-48,063.02</b>	<b>229,703.56</b>	<b>-258,245.77</b>	<b>109,597.67</b>	<b>32,992.44</b>		<b>19,376.49</b>	

\* combine State / Federal sources

DEPT 430 - SOCIAL SERVICES

<b>REVENUE:</b>									
LEVY DOLLARS	2,608,048.00	45,987.04	1,369,334.00	0.00	1,108,648.13	2,523,969.17	96.78%	2,522,337.21	1,631.96
STATE	587,411.00	79,443.98	98,311.56	417,495.07	218,980.47	814,231.08	138.61%	741,289.77	72,941.31
FEDERAL	992,956.00	185,563.51	271,935.81	214,395.68	270,432.77	942,327.77	94.90%	957,375.42	(15,047.65)
CHARGES FOR SERVICES	170,000.00	40,687.00	46,501.92	61,005.34	69,465.41	217,659.87	128.04%	236,627.41	(18,967.74)
GIFTS & CONTRIBUTIONS	0.00	0.00	0.00	0.00	0.00	0.00		0.00	-
MISC CHILD WELFARE	57,000.00	31,224.48	45,380.31	28,933.77	27,905.98	133,444.54	234.11%	123,159.67	10,284.87
OTHER	32,200.00	4,506.21	3,449.98	4,656.20	22,821.30	35,433.69	110.04%	50,028.03	(14,594.34)
PASS THROUGH	65,000.00	0.00	19,232.00	15,857.00	13,677.00	48,766.00	75.02%	64,659.00	(15,893.00)
<b>TOTAL SOCIAL SERVICES REVENUE</b>	<b>4,512,615.00</b>	<b>387,412.22</b>	<b>1,854,145.58</b>	<b>742,343.06</b>	<b>1,731,931.06</b>	<b>4,715,831.92</b>	<b>104.50%</b>	<b>4,695,476.51</b>	<b>20,355.41</b>
<b>EXPENSES:</b>									
SALARIESFRINGE & OVERHEAD	2,283,618.00	499,735.18	575,465.20	556,595.76	620,848.69	2,252,644.83	98.64%	2,165,706.57	86,938.26
CHILDREN'S SERVICES	1,018,250.00	289,527.82	292,716.03	307,837.39	291,891.61	1,181,972.85	116.08%	1,013,187.48	168,785.37
CHILD CARE SERVICES	309,229.00	44,236.26	58,723.12	64,016.58	102,718.20	269,694.16	87.22%	302,586.80	(32,892.64)
CHEMICAL DEPENDENCY	91,000.00	42,720.39	31,112.59	37,731.13	23,435.23	134,999.34	148.35%	150,399.78	(15,400.44)
MENTAL HEALTH	533,700.00	87,226.51	73,798.47	101,640.46	113,533.19	376,198.63	70.49%	329,142.83	47,055.80
DEVELOPMENTAL DISABILITIES	305,000.00	50,905.04	52,680.31	61,818.35	52,570.55	217,974.25	71.47%	262,050.28	(44,076.03)
ADULT SERVICES	64,739.00	15,749.88	18,925.32	18,977.98	17,059.82	70,713.00	109.23%	81,107.55	9,605.45
PASS THROUGH	65,000.00	0.00	19,232.00	16,429.00	13,105.00	48,766.00	75.02%	64,945.00	(16,179.00)
<b>TOTAL SOCIAL SERVICES EXPENSES</b>	<b>4,670,536.00</b>	<b>1,030,101.08</b>	<b>1,122,653.04</b>	<b>1,165,046.65</b>	<b>1,235,162.29</b>	<b>4,552,963.06</b>	<b>97.48%</b>	<b>4,349,126.29</b>	<b>203,836.77</b>
<b>VARIANCE</b>	<b>-157,921.00</b>	<b>-642,688.86</b>	<b>731,492.54</b>	<b>-422,703.59</b>	<b>496,768.77</b>	<b>162,868.86</b>		<b>346,350.22</b>	

<b>TOTAL 2014 HUMAN SERVICES REVENUE</b>	<b>7,359,229.00</b>	<b>1,094,307.03</b>	<b>2,855,602.23</b>	<b>1,175,028.77</b>	<b>2,687,085.37</b>	<b>7,812,023.40</b>	<b>106.15%</b>	<b>7,488,241.91</b>	<b>323,781.49</b>
<b>TOTAL 2014 HUMAN SERVICES EXPENSE*</b>	<b>7,513,019.00</b>	<b>1,785,058.91</b>	<b>1,894,406.13</b>	<b>1,855,978.13</b>	<b>2,080,718.93</b>	<b>7,616,162.10</b>	<b>101.37%</b>	<b>7,122,515.20</b>	<b>493,646.90</b>
<b>VARIANCE *BOARD APPROVED DEFICIT SPENDING FOR 2014</b>	<b>-153,790.00</b>	<b>-690,751.88</b>	<b>961,196.10</b>	<b>-680,949.36</b>	<b>606,366.44</b>	<b>195,861.30</b>		<b>365,726.71</b>	

TODD COUNTY SOCIAL SERVICES  
2014 EXPENDITURES

DEPT 420 - INCOME MAINTENANCE	2014 BUDGET	Q1 TOTAL	Q2 TOTAL	Q3 TOTAL	Q4 TOTAL	YTD TOTAL	YTD % OF BUDGET	2013 YTD	2014 YTD over/under 2013 YTD
<b>SALARIESFRINGE &amp; OVERHEAD</b>									
FIN PLANNING UNIT SALARIESFRINGE	860,492.00	199,649.23	233,448.63	215,099.63	240,969.83	889,167.32	103.33%	797,506.09	91,661.23
ADMIN SALARIESFRINGE	605,316.00	135,966.56	119,553.75	136,860.75	122,478.00	514,859.06	85.06%	542,732.64	27,873.58
FIN PLANNING OVERHEAD	144,150.00	48,598.88	26,080.61	28,353.88	38,130.90	141,164.27	97.93%	234,029.54	(92,865.27)
CHILD SUPPORT SALARIESFRINGE	353,767.00	80,383.69	96,403.57	87,109.18	100,291.16	364,187.60	102.95%	328,075.92	36,111.68
CHILD SUPPORT OVERHEAD	41,300.00	17,453.45	7,064.47	12,905.48	12,423.40	49,846.80	120.69%	53,258.37	(3,411.57)
<b>TOTAL SALARIESFRINGE &amp; OVERHEAD</b>	<b>2,005,025.00</b>	<b>482,051.81</b>	<b>482,551.03</b>	<b>480,328.92</b>	<b>514,293.29</b>	<b>1,959,225.05</b>	<b>97.72%</b>	<b>1,955,602.56</b>	<b>3,622.49</b>
<b>COUNTY SUPPORTED PROGRAMS</b>									
BURIALS	68,000.00	16,763.34	24,655.00	15,645.00	15,698.00	72,761.34	107.00%	62,747.00	10,014.34
POOR RELIEF - STATE HOSPITAL COSTS	132,000.00	24,250.20	71,013.20	60,366.50	158,004.40	313,634.30	237.60%	110,341.10	203,293.20
10% COST NURSING HOME UNDER 65	50,000.00	2,807.01	2,215.81	(2,243.00)	6,521.46	9,301.28	18.60%	17,411.58	(8,110.30)
5% COST ICF/MR > 90 DAYS	14,000.00	2,920.54	2,302.73	1,483.79	1,063.52	7,770.58	55.50%	12,252.28	(4,481.70)
5% COST DTH - ICF/MR > 90 DAYS	5,000.00	666.62	282.66	230.98	0.00	1,180.26	23.61%	2,330.98	(1,150.72)
<b>TOTAL COUNTY SUPPORTED PRGMS</b>	<b>269,000.00</b>	<b>47,407.71</b>	<b>100,469.40</b>	<b>75,483.27</b>	<b>181,287.38</b>	<b>404,647.76</b>	<b>150.43%</b>	<b>205,082.94</b>	<b>199,564.82</b>
<b>RECOVERIES - STATE/FEDERAL SHARE</b>									
MFIP MAXIS RCV - STATE SHARE	5,250.00	37.50	1,133.66	412.50	264.38	1,848.04	35.20%	4,297.08	(2,449.04)
AFDC MAXIS RCV - STATE SHARE	900.00		789.75			789.75	87.75%	-	789.75
GA MAXIS RCV - STATE SHARE	700.00		274.47	10.93	80.00	365.40	52.20%	226.00	139.40
GA/SSI RCV TO STATE	6,000.00	30.00	2,328.07	60.00	6,854.46	9,272.53	154.54%	5,615.92	3,656.61
DWP MAXIS RCV - STATE SHARE			12.50		391.88	404.38	0.00%	-	404.38
SNAP-FS MAXIS RCV - STATE SHARE	1,300.00		1,344.89	1.85	442.60	1,789.34	137.64%	1,058.64	730.70
MA/GAMC RCV - STATE SHARE	150,000.00	124,124.11	61,348.66	7,211.31	19,138.34	211,822.42	141.21%	164,352.77	47,469.65
MSA MAXIS RCV - STATE SHARE	150.00					0.00	0.00%	53.24	(53.24)
<b>TOTAL RECOVERIES</b>	<b>164,300.00</b>	<b>124,191.61</b>	<b>67,232.00</b>	<b>7,696.59</b>	<b>27,171.66</b>	<b>226,291.86</b>	<b>137.73%</b>	<b>175,603.65</b>	<b>50,688.21</b>
<b>STATE REIMBURSED SERVICES</b>									
MA COST EFF INS PAYMENTS	204,000.00	46,523.92	69,985.36	69,577.92	69,272.04	255,359.24	125.18%	232,233.77	23,125.47
GA/MA CTY BUY IN PREM MED PART B	25,000.00	9,604.11	8,515.87	8,981.10	7,605.40	34,706.48	138.83%	39,470.94	(4,764.46)
GA/MA ACCESS	104,000.00	19,764.15	23,066.64	20,505.14	20,112.08	83,448.01	80.24%	80,667.89	2,780.12
<b>TOTAL STATE REIMB SERVICES</b>	<b>333,000.00</b>	<b>75,892.18</b>	<b>101,567.87</b>	<b>99,064.16</b>	<b>96,989.52</b>	<b>373,513.73</b>	<b>112.17%</b>	<b>352,372.60</b>	<b>21,141.13</b>
<b>OTHER / MISCELLANEOUS</b>									
FOOD SUPPORT BONUS EXP	1,000.00	1,065.75				1,065.75	106.58%	707.73	358.02
FEMA						0.00	0.00%	-	-
MISC EXP/EBT CARD EXP						0.00	0.00%	-	-
PMAP MILEAGE	13,000.00	3,623.17	4,660.02	5,275.67	5,067.72	18,626.58	143.28%	22,385.42	(3,758.84)
MA MILEAGE - NO LOAD	11,000.00	3,412.75		4,124.40	3,453.52	10,990.67	99.92%	-	10,990.67
MA CTY SHARE TRANS MN CARE PRGM						0.00	0.00%	-	-
SCHA VOL DRIVER MILEAGE EXP	30,000.00	11,689.77	15,236.18	15,548.72	12,849.20	55,323.87	184.41%	-	-
SCHA - COMM RES MGMT TEAM SAL/FR	16,158.00	5,623.08	36.59	3,409.75	4,444.35	13,513.77	83.64%	61,634.01	(48,120.24)
<b>TOTAL OTHER/MISCELLANEOUS</b>	<b>71,158.00</b>	<b>25,414.52</b>	<b>19,932.79</b>	<b>28,358.54</b>	<b>25,814.79</b>	<b>99,520.64</b>	<b>139.86%</b>	<b>84,727.16</b>	<b>14,793.48</b>
FUND BALANCE TRANSFER OUT	0.00					0.00		306,180.00	-
<b>TOTAL INCOME MAINT EXPENSES</b>	<b>2,842,483.00</b>	<b>754,957.83</b>	<b>771,753.09</b>	<b>690,931.48</b>	<b>845,556.64</b>	<b>3,063,199.04</b>	<b>107.76%</b>	<b>3,079,568.91</b>	<b>(16,369.87)</b>
<b>DEPT 430 - SOCIAL SERVICES</b>									
<b>SALARIESFRINGE &amp; OVERHEAD</b>									
SOCIAL SERVICES SALARIESFRINGE	1,614,426.00	341,393.45	419,316.98	398,381.15	449,664.76	1,608,756.34	99.65%	1,528,762.28	79,994.06
ADMIN SALARIESFRINGE	548,732.00	125,574.23	129,359.22	130,991.97	142,833.34	528,758.76	96.36%	532,218.91	(3,460.15)
OVERHEAD EXPENSES	120,460.00	32,767.50	26,789.00	27,222.64	28,350.59	115,129.73	95.58%	104,725.38	10,404.35
<b>TOTAL SALARIESFRINGE &amp; OVERHEAD</b>	<b>2,283,618.00</b>	<b>499,735.18</b>	<b>575,465.20</b>	<b>556,595.76</b>	<b>620,848.69</b>	<b>2,252,644.83</b>	<b>98.64%</b>	<b>2,165,706.57</b>	<b>86,938.26</b>
<b>PURCHASED SERVICES (POS)</b>									
(710) CHILDRENS SERVICES:	1,018,250.00	289,527.82	292,716.03	307,837.39	291,891.61	1,181,972.85	116.08%	1,013,187.48	168,785.37
(720) CHILD CARE/ E & T SERVICES:								-	-
OTHER CHILDCARE	50,000.00	14,690.80	12,795.69	17,115.88	11,577.85	56,180.22	112.36%	80,040.85	(23,860.63)
IVE CHILDCARE	10,000.00	788.38	5,194.64	5,114.67	8,861.39	19,959.08	199.59%	5,480.92	14,478.16
BSF COUNTY MATCH	12,493.00	1,041.12	5,205.40	2,082.16	3,123.24	11,451.92	91.67%	12,493.00	(1,041.08)
MFIP/DWP/INNOV SERV (CEP)	236,236.00	27,690.01	35,527.39	39,703.87	79,155.72	182,076.99	77.07%	204,494.03	(22,417.04)
CHILDCARE LICENSING & RESOURCE	500.00	25.95	0.00	0.00		25.95	5.19%	78.00	(52.05)
(730) CHEMICAL DEPENDENCY:									
CD TRANSPORTATION & EXPENSE	1,000.00	1,234.28	165.42	574.88	439.72	2,414.30	241.43%	1,921.92	492.38
CCDTF ADVANCE	65,000.00	34,326.11	27,670.51	29,616.25	15,932.91	107,545.78	165.46%	116,228.02	(8,682.24)
DETOXIFICATION	25,000.00	7,160.00	3,276.66	7,540.00	7,062.60	25,039.26	100.16%	32,249.84	(7,210.58)
(740) MENTAL HEALTH (less hold orders):	488,700.00	87,226.51	73,798.47	101,640.46	113,533.19	376,198.63	76.98%	324,646.13	51,552.50
HOLD ORDERS	45,000.00	0.00	0.00	0.00	0.00	0.00	0.00%	4,496.70	(4,496.70)
(750) DEVELOP DISABILITIES:	305,000.00	50,905.04	52,680.31	61,818.35	52,570.55	217,974.25	71.47%	262,050.28	(44,076.03)
(760) ADULT SERVICES:	64,739.00	15,749.88	18,925.32	18,977.98	17,059.82	70,713.00	109.23%	61,107.55	9,605.45
<b>TOTAL PURCHASED SERVICES</b>	<b>2,321,918.00</b>	<b>530,365.90</b>	<b>527,955.84</b>	<b>592,021.89</b>	<b>601,208.60</b>	<b>2,251,552.23</b>	<b>96.97%</b>	<b>2,118,474.72</b>	<b>133,077.51</b>
<b>PASS-THROUGH</b>									
LOCAL COLLAB TIME STUDY (FRESHWATER)	65,000.00	0.00	19,232.00	16,429.00	13,105.00	48,766.00	75.02%	64,945.00	(16,179.00)
<b>TOTAL PASS THROUGH</b>	<b>65,000.00</b>	<b>0.00</b>	<b>19,232.00</b>	<b>16,429.00</b>	<b>13,105.00</b>	<b>48,766.00</b>	<b>75.02%</b>	<b>64,945.00</b>	<b>(16,179.00)</b>
FUND BALANCE TRANSFER OUT	0.00					0.00		204,120.00	-
<b>TOTAL SOCIAL SERVICES EXPENSES</b>	<b>4,670,536.00</b>	<b>1,030,101.08</b>	<b>1,122,653.04</b>	<b>1,165,046.65</b>	<b>1,235,162.29</b>	<b>4,552,963.06</b>	<b>97.5%</b>	<b>4,553,246.29</b>	<b>(283.23)</b>
<b>TOTAL 2013 HUMAN SERVICES EXPENSES</b>	<b>7,513,019.00</b>	<b>1,785,058.91</b>	<b>1,894,406.13</b>	<b>1,855,978.13</b>	<b>2,080,718.93</b>	<b>7,616,162.10</b>	<b>101.4%</b>	<b>7,632,815.20</b>	<b>(16,653.10)</b>
LESS: TRANSFER OUT - RENOVATION PRJCT	0.00					0.00		510,300.00	-
<b>TOTAL 2013 HUMAN SERVICES ACTUAL</b>	<b>7,513,019.00</b>	<b>1,785,058.91</b>	<b>1,894,406.13</b>	<b>1,855,978.13</b>	<b>2,080,718.93</b>	<b>7,616,162.10</b>	<b>101.4%</b>	<b>7,122,515.20</b>	<b>493,646.90</b>

TODD COUNTY SOCIAL SERVICES  
2014 REVENUES

	2014 BUDGET	Q1 TOTAL	Q2 TOTAL	Q3 TOTAL	Q4 TOTAL	YTD TOTAL	YTD % OF BUDGET	2013 YTD	2014 YTD over/(under) 2013 YTD
<b>DEPT 420 - INCOME MAINTENANCE</b>									
<b>LEVY DOLLARS</b>									
PROPERTY TAX CURRENT	1,019,230.00	17,101.48	519,877.47		423,442.19	960,421.14	94.23%	958,840.14	1,581.00
PROPERTY TAX DELINQUENT		833.40	15,286.45		9,104.34	25,224.19		23,566.27	1,657.92
MOBILE HOME		37.80			735.98	773.78		696.50	77.28
<b>TOTAL LEVY DOLLARS</b>	<b>1,019,230.00</b>	<b>17,972.68</b>	<b>535,163.92</b>	<b>0.00</b>	<b>433,282.51</b>	<b>986,419.11</b>	<b>96.78%</b>	<b>983,102.91</b>	<b>3,316.20</b>
<b>STATE</b>									
MV CREDIT - AG					28,330.89	28,330.89		28,910.71	(579.82)
DISPARITY REDUCTION AID				3,086.62	2,755.00	5,851.62		6,143.68	(292.06)
PERA AID	4,934.00			2,466.99	2,466.99	4,933.98	100.00%	4,933.98	-
PAYMENT IN LIEU					6,235.87	6,235.87		6,193.39	42.48
IV-D INCENTIVE	9,500.00	3,226.00	1,793.00	1,648.65	1,386.00	8,053.65	84.78%	8,266.89	(213.24)
FOOD SUPPORT BONUS (SNAP)						0.00		6,847.00	(6,847.00)
MA MED SUPP INCENTIVE	26,500.00	10,195.16	6,123.60	8,631.16	6,332.16	31,282.08	118.05%	23,069.02	8,213.06
<b>TOTAL STATE</b>	<b>40,934.00</b>	<b>13,421.16</b>	<b>7,916.60</b>	<b>15,843.42</b>	<b>47,506.91</b>	<b>84,688.09</b>	<b>206.89%</b>	<b>84,364.67</b>	<b>323.42</b>
<b>FEDERAL</b>									
FED ADMIN RMB - 60 IV-E	4,000.00	790.00	500.00	302.00	1,047.00	2,639.00	65.98%	3,322.00	(683.00)
60 TANF COUNTY ADMIN	45,000.00	11,098.00	10,742.00	12,426.00	11,776.00	46,042.00	102.32%	55,939.00	(9,897.00)
FEDERAL SCHIP MN CARE DIRECT	100.00				109.00	109.00	109.00%	70.00	39.00
SNAP ADMIN AID	216,000.00	58,613.50	56,007.50	55,366.00	55,171.00	225,158.00	104.24%	166,721.00	58,437.00
IV-D ADMIN AID	350,000.00	107,752.80	91,650.00	88,643.64	85,701.60	373,748.04	106.79%	308,455.00	65,293.04
IV-D INCENTIVE	80,000.00	16,500.00	15,151.00	16,500.00	16,500.00	64,651.00	80.81%	71,464.00	(6,813.00)
MA ADMIN AID	365,000.00	128,828.50	123,658.25	67,186.00	98,196.00	417,868.75	114.48%	321,247.00	96,621.75
REFUGEE ASSISTANCE ADMIN AID			168.00	120.00	316.00	604.00		638.00	(34.00)
MA MED SUPP INCENTIVE	18,000.00	6,117.09	3,674.15	5,178.68	3,799.30	18,769.22	104.27%	13,841.42	4,927.80
<b>TOTAL FEDERAL</b>	<b>1,078,100.00</b>	<b>329,699.89</b>	<b>301,550.90</b>	<b>245,722.32</b>	<b>272,615.90</b>	<b>1,149,589.01</b>	<b>106.63%</b>	<b>941,697.42</b>	<b>207,891.59</b>
<b>STATE REIMB REVENUE</b>									
GAMC ACCESS				136.40	409.20	545.60		369.18	176.42
GAMC COST EFF HEALTH INS	100.00	409.20	409.20	482.60		1,301.00	1301.00%	545.60	755.40
MA CNTY BUY-IN PREMIUM	28,000.00	9,089.26	8,813.34	8,150.30	7,615.80	33,668.70	120.25%	37,917.02	(4,248.32)
MA COST EFF HEALTH INS	102,000.00	23,071.87	32,772.52	33,069.45	41,017.26	129,931.10	127.38%	114,100.84	15,830.26
MA ACCESS	75,000.00	8,525.33	9,934.19	9,731.82	13,621.94	41,813.28	55.75%	37,951.46	3,861.82
<b>TOTAL STATE REIMB REVENUE</b>	<b>205,100.00</b>	<b>41,095.66</b>	<b>51,929.25</b>	<b>51,570.57</b>	<b>62,664.20</b>	<b>207,259.68</b>	<b>101.05%</b>	<b>190,884.10</b>	<b>16,375.58</b>
<b>FEDERAL REIMB REVENUE</b>									
MA COST EFF HEALTH INS	102,000.00	24,039.04	33,015.41	37,844.81	47,984.81	142,884.07	140.08%	114,103.66	28,780.41
MA ACCESS	75,000.00	8,525.91	9,934.49	9,732.19	13,622.25	41,814.84	55.75%	37,954.21	3,860.63
<b>TOTAL FEDERAL REIMB REVENUE</b>	<b>177,000.00</b>	<b>32,564.95</b>	<b>42,949.90</b>	<b>47,577.00</b>	<b>61,607.06</b>	<b>184,698.91</b>	<b>104.35%</b>	<b>152,057.87</b>	<b>32,641.04</b>
<b>CHARGES FOR SERVICES</b>									
IV-D FEES	3,000.00	497.51	1,620.88	1,023.08	300.00	3,441.47	114.72%	2,619.28	822.19
NON IV-D FEES	300.00	260.04	75.00	45.00	147.71	527.75	175.92%	1,330.23	(802.48)
<b>TOTAL CHARGES FOR SVCS</b>	<b>3,300.00</b>	<b>757.55</b>	<b>1,695.88</b>	<b>1,068.08</b>	<b>447.71</b>	<b>3,969.22</b>	<b>120.28%</b>	<b>3,949.51</b>	<b>19.71</b>
<b>GIFTS &amp; CONTRIBUTIONS</b>									
						0.00		-	-
<b>TOTAL GIFTS &amp; CONTRIBUTIONS</b>	<b>0.00</b>	<b>0.00</b>	<b>0.00</b>	<b>0.00</b>	<b>0.00</b>	<b>0.00</b>		<b>-</b>	<b>-</b>
<b>RECOVERIES</b>									
MFIP RECOVERIES - MAXIS	7,000.00	1,210.00	914.93	644.36	22.80	2,792.09	39.89%	4,794.50	(2,002.41)
AFDC RECOVERIES - MAXIS			789.75			789.75		-	789.75
GA RECOVERIES - MAXIS	1,800.00	339.00	209.92	181.86		730.78	40.60%	452.00	278.78
GA RECOVERIES	700.00	30.00	45.00	45.00	45.00	165.00	23.57%	928.50	(763.50)
DWP MAXIS RECOVERIES				172.50	850.00	1,022.50		-	1,022.50
SNAP RECOVERIES - MAXIS	2,000.00	1,651.83	401.50	241.00	536.00	2,830.33	141.52%	2,805.47	24.86
MA RECOVERIES	200,000.00	227,051.96	15,495.54	34,575.06	32,147.41	309,269.97	154.63%	230,323.99	78,945.98
MSA RECOVERIES - MAXIS	200.00					0.00	0.00%	106.47	(106.47)
NON-CLIENT RECOVERIES - INC	250.00			15.00	7.50	22.50	9.00%	101.00	(78.50)
<b>TOTAL RECOVERIES</b>	<b>211,950.00</b>	<b>230,282.79</b>	<b>17,856.64</b>	<b>35,874.78</b>	<b>33,608.71</b>	<b>317,622.92</b>	<b>149.86%</b>	<b>239,511.93</b>	<b>78,110.99</b>
<b>OTHER</b>									
EBT CARD REPLACEMENT						0.00		-	-
BURIAL REFUNDS	7,000.00	6,706.47			10.00	6,716.47	95.95%	6,279.37	437.10
MISCELLANEOUS	1,000.00	84.54	141.13	134.55	36.00	396.22	39.62%	774.00	(377.78)
PMAP MILEAGE REVENUE	25,000.00	6,872.46	6,434.34	7,668.99	8,144.31	29,120.10	116.48%	34,044.84	(4,924.74)
FEMA						0.00		-	-
SCHA CCM INCENTIVE	18,000.00	3,733.56	9,873.99		9,874.00	23,481.55	130.45%	-	23,481.55
SCHA VOLD DRIVER MILEAGE REIMB	60,000.00	23,703.10	25,944.10	27,226.00	25,357.00	102,230.20	170.38%	103,497.78	(1,267.58)
TRANSFER IN - EDMS SYSTEM						0.00		52,601.00	(52,601.00)
<b>TOTAL OTHER</b>	<b>111,000.00</b>	<b>41,100.13</b>	<b>42,393.56</b>	<b>35,029.54</b>	<b>43,421.31</b>	<b>181,944.54</b>	<b>145.90%</b>	<b>197,196.99</b>	<b>(35,252.45)</b>
<b>TOTAL INCOME MAINT REVENUES</b>	<b>2,846,614.00</b>	<b>706,894.81</b>	<b>1,001,456.65</b>	<b>432,685.71</b>	<b>955,154.31</b>	<b>3,096,191.48</b>	<b>108.8%</b>	<b>2,792,765.40</b>	<b>303,426.08</b>



TODD COUNTY SOCIAL SERVICES  
2014 REVENUES

	2014 BUDGET	Q1 TOTAL	Q2 TOTAL	Q3 TOTAL	Q4 TOTAL	YTD TOTAL	YTD % OF BUDGET	2013 YTD	2014 YTD over/(under) 2013 YTD
<b>DEPT 430 - SOCIAL SERVICES</b>									
<b>LEVY DOLLARS</b>									
PROPERTY TAX - CURRENT	2,608,048.00	43,757.88	1,330,220.28		1,083,469.51	2,457,447.67	94.23%	2,459,749.34	(2,301.67)
PROPERTY TAX - DELINQUENT		2,132.43	39,113.72		23,295.46	64,541.61		60,795.49	3,746.12
MOBILE HOME		96.73			1,883.16	1,979.89		1,792.38	187.51
<b>TOTAL LEVY DOLLARS</b>	<b>2,608,048.00</b>	<b>45,987.04</b>	<b>1,369,334.00</b>	<b>0.00</b>	<b>1,108,648.13</b>	<b>2,523,969.17</b>	<b>96.78%</b>	<b>2,522,337.21</b>	<b>1,631.96</b>
<b>STATE REVENUE</b>									
MV CREDIT - AGRICULTURE					83,428.05	83,428.05		83,582.36	(154.31)
DISPARITY REDUCTION AID				7,923.38	8,265.00	16,188.38		15,719.94	468.44
PERA AID	4,482.00			2,241.01	2,241.01	4,482.02	100.00%	4,482.02	-
PAYMENT IN LIEU					15,955.83	15,955.83		15,847.14	108.69
LTSS ADMIN S57			34,972.00	23,347.00		82,710.00			82,710.00
VCA SS BLOCK GRANT S53	297,326.00			309,274.00		309,274.00	104.02%	297,326.00	11,948.00
RELATIVE CUSTODY ASSIST S02	45,000.00	6,564.00	9,720.00	10,960.00	10,941.00	38,185.00	84.86%	34,445.00	3,740.00
MN ADOPTION INCENTIVES S05		348.00	348.00	348.00	348.00	1,392.00		696.00	696.00
PARENT SUPPORT OUTREACH PSOP S05		1,435.00	1,981.00	336.00	1,338.00	5,090.00		-	5,090.00
FAMILY RESPONSE GRANT S67		4,926.00	1,161.00	1,160.46	1,160.53	8,407.99		-	8,407.99
BSF CC ADMIN S8	2,923.00	488.00	417.00	403.00	301.00	1,609.00	55.05%	1,783.00	(174.00)
MFIP CC ADMIN S66	1,000.00	73.00	90.00	82.00	84.00	329.00	32.90%	313.00	16.00
MFIP EMPLOYMT SVCS S11	21,261.00	10,253.00	2,219.00	3,509.00	7,015.00	22,996.00	108.16%	26,915.00	(3,919.00)
CCDTF STATE GRANT S17	11,901.00	3,950.11	1,099.41	1,115.75	3,398.99	9,564.26	80.37%	14,674.89	(5,110.63)
RULE 79 CASE MGMT (GAMC) S32	1,000.00			201.00		825.00	82.50%	412.50	592.50
CMH COMBINED S63	4,353.00	1,088.00	3,265.00			4,353.00	100.00%	28,721.00	(24,368.00)
ADULT COMM SUPPORT S25	76,418.00	19,104.00	6,772.00	34,119.00	16,423.00	76,418.00	100.00%	76,418.00	-
DD FAMILY SUPPORT S35	4,993.00			658.00		658.00	13.18%	7,002.00	(6,344.00)
DD SILS S34	37,254.00	18,212.00	7,971.00	7,570.00	9,392.00	43,145.00	115.81%	29,022.00	14,123.00
DD SCREEN S37	1,000.00	222.62			-286.72	-64.10	-6.41%	736.90	(801.00)
DD-MR/RC SVCS CASE MGMT S38	60,000.00	9,239.17	21,013.06	9,245.74	23,942.46	63,440.43	105.73%	69,626.83	(6,186.40)
DD-DAY TRAINING & HABILITATION S41	0.00				803.00	803.00		-	803.00
TBI/CADI ADULT > 18 S44	18,000.00	2,958.44	7,054.60	5,001.73	9,215.32	24,230.09	134.61%	32,411.69	(8,181.60)
TBI/CADI UNDER 18 S01	500.00	582.64	228.49			811.13	162.23%	1,152.50	(341.37)
<b>TOTAL STATE REVENUE</b>	<b>587,411.00</b>	<b>79,443.98</b>	<b>98,311.56</b>	<b>417,495.07</b>	<b>218,980.47</b>	<b>814,231.08</b>	<b>138.61%</b>	<b>741,289.77</b>	<b>72,941.31</b>
<b>FEDERAL REVENUE</b>									
TXX SS BLOCK GRNT F56	164,428.00	42,276.00	42,276.00	40,617.00	40,619.00	165,788.00	100.83%	171,806.00	(6,018.00)
LTSS ADMIN F67			34,972.00	23,347.00	24,391.00	82,710.00		-	82,710.00
FAMILY RESPONSE GRANT F65	14,384.00		3,139.00	3,137.54	3,137.72	9,414.26	65.45%	18,122.00	(8,707.74)
MA SSTS ADMIN F54	180,000.00		43,692.00	23,093.00	21,128.00	87,913.00	48.84%	148,676.00	(60,763.00)
BSF CC ADMIN F15	4,769.00	687.00	600.00	580.00	432.00	2,299.00	48.21%	2,535.00	(236.00)
MFIP CC ADMIN F13	1,000.00	134.00	92.00	87.00	87.00	400.00	40.00%	808.00	(408.00)
CW-TCM F5	135,000.00	27,248.00	38,446.50	39,700.00	53,715.00	159,109.50	117.86%	175,298.20	(16,188.70)
SELF PROGRAM FUNDS F4	6,400.00	415.00	44.00	218.00	552.00	1,229.00	19.20%	3,840.00	(2,611.00)
IV-E PROGRAM REVENUE F1	35,000.00	23,849.00	19,498.00	12,397.00	15,239.00	70,983.00	202.81%	56,270.00	14,713.00
IV-E SSTS ADMIN F2	20,000.00		10,552.00	4,261.00	3,552.00	17,865.00	89.33%	20,793.00	(2,928.00)
MFIP CONSOLIDATED FUND F14	214,975.00	72,011.00	25,472.00	33,884.00	32,689.00	164,056.00	76.31%	159,284.00	4,772.00
MA SSTS ADMIN R25 F22	40,000.00		15,647.00	9,035.00	8,892.00	33,574.00	83.94%	37,337.00	(3,763.00)
CHILDRENS FED MH GRANT F60								-	-
RULE 5 CHILD RES TX CENTER F66	12,000.00	163.65			5,699.25	5,862.90	48.86%	-	5,862.90
RULE 5 ADMIN SET ASIDE F66	2,000.00					0.00		829.55	(829.55)
IV-E FC MH (RULE 5) F28								-	-
RULE 79 (MH-TCM) F31	75,000.00	4,975.71	7,799.10	8,677.12	22,037.95	43,489.88	57.99%	49,060.28	(5,570.40)
DD SCREEN F40	1,000.00	222.62			-286.73	-64.11	-6.41%	736.94	(801.05)
DD MR/RC SVCS CASE MGMT F38	60,000.00	9,243.13	21,020.85	9,247.21	23,942.53	63,453.72	105.76%	69,649.80	(6,196.08)
TBI/CADI ADULT > 18 F47	18,000.00	2,959.27	7,055.60	5,002.19	9,217.31	24,234.37	134.64%	32,414.14	(8,179.77)
TBI/CADI UNDER 18 F06	500.00	582.71	228.51			811.22	162.24%	1,152.71	(341.49)
RELOCATION SERVICE F47						0.00		-	-
VA/DD TCM F42 (2 ACCTS)	8,500.00	796.42	1,901.25	1,112.62	5,388.74	9,199.03	108.22%	8,762.80	436.23
<b>TOTAL FEDERAL REVENUE</b>	<b>992,956.00</b>	<b>185,563.51</b>	<b>271,935.81</b>	<b>214,395.66</b>	<b>270,432.77</b>	<b>942,327.77</b>	<b>94.90%</b>	<b>957,375.42</b>	<b>(15,047.65)</b>
<b>CHARGES FOR SERVICES</b>									
FEES-CHEM DEP M9	4,000.00	1,362.00	887.23	1,991.00	422.00	4,662.23	116.56%	2,322.16	2,340.07
FEES-LICENSING (C/C & ADULT)	6,000.00	2,280.00	1,665.00	2,795.00	1,400.00	8,140.00	135.67%	5,305.00	2,835.00
FEES-MEDICA ADULT SERVICES M21	22,000.00	8,549.00	12,978.00	15,141.00	18,581.85	55,249.85	251.14%	37,286.00	17,963.85
LTCC (ALL AGE GROUPS) - replaced by LTSS	25,000.00					0.00	0.00%	22,738.10	(2,261.90)
FEES FOR SVCS - CHILDRENS						0.00		-	-
FEES - SCHA ADULT SERVICES M21	5,000.00	680.00	1,518.69	3,217.34	3,745.56	9,161.59	183.23%	13,090.00	(3,928.41)
FEES - MAINS RULE 25 ASSESS M9	3,000.00	600.00	200.00	800.00	1,400.00	3,000.00	100.00%	6,000.00	(3,000.00)
FEES - MAINS (MCO MH TCM) M13	105,000.00	27,216.00	29,253.00	37,061.00	43,916.00	137,446.00	130.90%	149,886.15	(12,440.15)
<b>TOTAL CHARGES FOR SVCS</b>	<b>170,000.00</b>	<b>40,687.00</b>	<b>46,501.92</b>	<b>61,005.34</b>	<b>69,465.41</b>	<b>217,659.67</b>	<b>128.04%</b>	<b>236,627.41</b>	<b>(18,967.74)</b>
<b>GIFTS &amp; CONTRIBUTIONS</b>									
						0.00		-	-
<b>TOTAL GIFTS &amp; CONTRIBS</b>	<b>0.00</b>	<b>0.00</b>	<b>0.00</b>	<b>0.00</b>	<b>0.00</b>	<b>0.00</b>		<b>-</b>	<b>-</b>
<b>MISC CW REVENUE</b>									
CHILD WELFARE RECOVERIES M3	50,000.00	28,482.55	42,844.31	25,694.10	24,223.35	121,244.31	242.49%	116,306.95	4,937.36
IV-E RECOVERIES M3	7,000.00	2,741.93	2,536.00	3,239.67	3,682.63	12,200.23	174.29%	6,852.72	5,347.51
<b>TOTAL MISC CW REVENUE</b>	<b>57,000.00</b>	<b>31,224.48</b>	<b>45,380.31</b>	<b>28,933.77</b>	<b>27,905.98</b>	<b>133,444.54</b>	<b>234.11%</b>	<b>123,159.67</b>	<b>10,284.87</b>
<b>OTHER REVENUE</b>									
MISC & INTEREST REVENUE	1,200.00	455.98	487.67	1,373.04	168.04	2,482.73	206.89%	13,072.60	(10,589.87)
FGDM REIMB (BECKER COUNTY)	15,000.00				5,505.40	5,505.40	36.70%	9,887.51	(4,382.11)
ADULT MH INIT R79 CASE MGT CROW WING	15,000.00	3,240.30	3,529.93	3,127.47	16,999.86	26,897.56	179.32%	26,847.36	50.20
DETENTION RECOVERIES M3						0.00		-	-
MISC RECOVERIES C/C	1,000.00	809.93	-567.62	155.69	150.00	548.00	54.80%	220.56	327.44
<b>TOTAL OTHER REVENUE</b>	<b>32,200.00</b>	<b>4,506.21</b>	<b>3,449.98</b>	<b>4,656.20</b>	<b>22,821.30</b>	<b>35,433.69</b>	<b>110.04%</b>	<b>50,028.03</b>	<b>(14,594.34)</b>
<b>PASS-THROUGH</b>									
LCTS ADMIN F7	65,000.00		19,232.00	15,857.00	13,677.00	48,766.00	75.02%	64,659.00	(15,893.00)
<b>TOTAL PASS THROUGH</b>	<b>65,000.00</b>	<b>0.00</b>	<b>19,232.00</b>	<b>15,857.00</b>	<b>13,677.00</b>	<b>48,766.00</b>	<b>75%</b>	<b>64,659.00</b>	<b>(15,893.00)</b>
<b>TOTAL SOCIAL SERVICES REVENUE</b>	<b>4,512,615.00</b>	<b>387,412.22</b>	<b>1,854,145.58</b>	<b>742,343.06</b>	<b>1,731,931.06</b>	<b>4,715,831.92</b>	<b>104.5%</b>	<b>4,695,476.51</b>	<b>20,355.41</b>
<b>TOTAL 2014 HUMAN SERVICES REVENUE</b>	<b>7,359,229.00</b>	<b>1,094,307.03</b>	<b>2,855,602.23</b>	<b>1,175,028.77</b>	<b>2,687,085.37</b>	<b>7,812,023.40</b>	<b>106.15%</b>	<b>7,488,241.91</b>	<b>323,781.49</b>

TODD COUNTY SOCIAL SERVICES  
REVENUES / EXPENDITURE DEFINITIONS

**REVENUE:**

STATE	Revenue from State sources, examples include: child support incentive, ma incentive, vca block grant, case mgmt billing, other state grants
FEDERAL	Revenue from Federal sources, examples include: administrative aid, child support incentive, ma incentive, title xx block grant, other federal grants assigned a CFDA number, case mgmt billing
STATE REIMB REVENUE*	State share of MA Access billing, including medical transportation access and cost effective health insurance
FEDERAL REIMB REVENUE*	Federal share of MA Access billing, including medical transportation access and cost effective health insurance
CHARGES FOR SERVICES	Fees charged for services rendered, includes child support fees, licensing fees, targeted case management billed to health plans
RECOVERIES	Dollars recovered from clients for financial support program overpayments including MFIP, SNAP, MA, MSA, GA
MISC CHILD WELFARE	Dollars recovered for out of home placements including foster care, group home, other facility placements
PASS THROUGH	Local Collaborative Time Study dollars - received at County on behalf of collaborative and forwarded to Freshwater Ed District
OTHER	Misc revenue including refunds for county paid burials, community resource mgmt team (CRMT) revenue from SCHA, PMAP mileage billings, revenue passed through Becker & Crow Wing County to Todd County for social services programs

**EXPENSES:**

SALARIESFRINGE & OVERHEAD	Salary / fringe of staff, plus overhead expenses including rent, computer maintenance, dues, insurance, registrations, office supplies, equipment rent, professional fees, contracted services, etc.
COUNTY SUPPORTED PROGRAMS	Programs paid with county dollars including: county burials, state hospital costs (poor relief), 10% of nursing home costs < 65, 5% of ICF/MR>90 days, 5% of DTH-ICF/MR>90 days
RECOVERIES - ST/FED SHARE	State / federal share of dollars recovered from clients for financial support program overpayments including MFIP, SNAP, MA, MSA, GA
STATE REIMBURSED SERVICES*	MA Cost effective health insurance payments, Medicare Part B buy in premium payments, ma access / transportation expenses reimbursed 100% through State / Federal dollars
CHILDREN'S SERVICES	Purchased services for childrens services programs including out of home placements, family-based support programs, child court services, child/family transportation, foster care licensing
CHILD CARE SERVICES	Purchased services for daycare of children in out of home placements and MFIP employment services
CHEMICAL DEPENDENCY	Purchased services for chemical dependency program, includes: transportation, ccdtf (County share of consolidated chemical dependency treatment fund billed by DHS) & detox
MENTAL HEALTH	Purchased services for adult & children's mental health programs including family support services, Northern Pines contract, County share of case management billed by DHS
DEVELOPMENTAL DISABILITIES	Purchased services for developmental disabilities programs including family support services, semi-independent living skills, supported employment, DAC
ADULT SERVICES	Purchased services for adult services programs including senior citizens transportation program, guardianship, adult support services
PASS THROUGH	Local Collaborative Time Study dollars - received at County on behalf of collaborative and forwarded to Freshwater Ed District
OTHER / MISCELLANEOUS	Miscellaneous expenses including: "no load" transportation expenses, SCHA & PMAP transportation expenses

Todd County Public Health Fund 21  
Fund Bal/Revenue/Expenditures Recap by Month

Date	Fund Balance	YTD Total Expenses	% Budget	YTD Total Revenues	% Budget	Adjustments	YTD Adj Revenue	% Budget	% Year	Cty dollars received	Year	Exp Over/ (Under)
<b>2014 BUDGET</b>	1/1/2014 964,088	<b>2,776,731</b>		<b>2,706,823</b>								<b>69,908 **</b>
Jan-14	967,451	316,702	11.4%	300,687	11.1%		300,687	11.1%	8.33%	5,665.02	2013	16,015
Feb-14	924,617	509,939	18.4%	448,418	16.6%		448,418	16.6%	16.67%	-		61,522
Mar-14	899,916	737,457	26.6%	650,743	24.0%		650,743	24.0%	25.00%	-		86,715
Apr-14	845,251	1,032,167	37.2%	893,105	33.0%		893,105	33.0%	33.33%	-		139,062
May-14	931,989	1,240,103	44.7%	1,175,279	43.4%		1,175,279	43.4%	41.67%	173,006.89	2014	64,824
Jun-14	910,902	1,499,911	54.0%	1,427,744	52.7%		1,427,744	52.7%	50.00%	-		72,168
Jul-14	890,913	1,701,300	61.3%	1,609,875	59.5%		1,609,875	59.5%	58.33%	-		91,424
Aug-14	920,903	1,916,287	69.0%	1,854,853	68.5%		1,854,853	68.5%	66.67%	-		61,434
Sep-14	904,928	2,141,105	77.1%	2,063,697	76.2%		2,063,697	76.2%	75.00%	-		77,409
Oct-14	807,587	2,458,767	88.5%	2,284,017	84.4%		2,284,017	84.4%	83.33%	97,929		174,750
Nov-14	795,910	2,676,526	96.4%	2,490,098	92.0%		2,490,098	92.0%	91.67%	41,651.87		186,428
Dec-14	872,839	2,909,593	104.8%	2,800,095	103.4%		2,800,095	103.4%	100.00%	270.32		109,498
										318,522.88		39,590 Variance to budget

\*\* Note: In 2014, the county board approved deficit budget

Expenses paid in 2014, not included in budget:


1. HCSP-Sick Severance \$70,417.87
2. HCSP-Retirement Contribution \$16,000.00

330,498.00	2014 Alloc
312,857.86	Received 2014
17,640.14	Remaining county dollars

**Public Health Advisory Report  
by Six Essential Local Public Health Functions**

	<u>4TH QTR 2013</u>	<u>4TH QTR 2014</u>	<u>YTD 2014</u>	<u>YTD 2013</u>	<u>% Variance 2014 vs. 2013</u>
<b>EXPENDITURES \$</b>	\$724,120	\$768,488	\$2,909,593	2,720,586	\$189,007.03
Program Expenditures by %:					
Prevent the Spread of Infectious Disease	2.6%	3.6%	2.0%	1.9%	0.10%
Disaster Preparedness & Response	1.5%	1.7%	1.5%	1.7%	-0.20%
Protect Against Environmental Hazards	3.5%	1.8%	2.1%	2.0%	0.10%
Promote Health Communities & Behaviors	37.4%	37.9%	37.9%	37.7%	0.20%
Assure Quality & Access to Health Services	53.0%	57.7%	53.6%	54.5%	-0.90%
Assure Adequate Infrastructure	2.0%	-2.7%	2.9%	2.2%	0.70%
<b>TOTAL %</b>	<b>100.0%</b>	<b>100.0%</b>	<b>100.0%</b>	<b>100.0%</b>	
Source of Funds by %:					
State & Federal Grants	6.1%	23.6%	35.1%	27.4%	7.68%
County Levy	31.8%	22.4%	14.7%	13.3%	1.41%
3rd Party Reimburse/Fees	55.7%	48.3%	45.3%	54.9%	-9.56%
Contracts/Other Grants	1.6%	2.1%	2.4%	2.0%	0.40%
Other	4.8%	3.6%	2.4%	2.3%	0.07%
<b>TOTAL %</b>	<b>100.0%</b>	<b>100.0%</b>	<b>100.0%</b>	<b>100.0%</b>	

# Todd County, MN Board Action Form




<b>Action Requested</b>	
<input checked="" type="checkbox"/> Action/Motion <input type="checkbox"/> Discussion <input type="checkbox"/> Information Item	<input type="checkbox"/> Report <input type="checkbox"/> Resolution <input type="checkbox"/> Other
Board Action Tracking Number (Admin use):	

<b>Title (for publication with the Agenda):</b> Requested change to February board meeting	
Date of Meeting: 01/27/2015	Total time requested: 5 min
Department Requesting Action: Health & Human Services	
Presenting Board Action/Discussion at Meeting: Jackie Och	
<b>Background</b> <input type="checkbox"/> Supporting Documentation enclosed	
During the December Health & Human Services board meeting, Jackie Och asked the board to consider an alternate date for the February and March HHS board meetings. It was suggested the alternate dates take place during the 4 <sup>th</sup> week of the month, as changing the week affects claim payments in Social Services.	
<b>Options</b> <input type="checkbox"/> Supporting Documentation enclosed	
Change the February board meeting to Monday 2/23/15 or to Friday 2/27/15 and leave the March board meeting date as-is. The March meeting will be to approve claims and to address any last-minute business of the department. Jena Peterson would be present to represent Health & Human Services at the March meeting.	
<b>Recommendation</b> <input type="checkbox"/> The Todd County Board of Commissioners approves the following by Motion:	
Change the February HHS board meeting to Monday, February 23, 2015 and leave the March board meeting date unchanged, planning for Jena Peterson to represent HHS at the March meeting.	
<b>Financial Implications:</b> \$	Comments
Funding Source:	
Budgeted: <input type="checkbox"/> Yes <input type="checkbox"/> No	

Action	Voting in Favor	Voting Against
Motion:	<input type="checkbox"/> Kircher	<input type="checkbox"/> Kircher
Second:	<input type="checkbox"/> Becker	<input type="checkbox"/> Becker
<input type="checkbox"/> Passed	<input type="checkbox"/> Erickson	<input type="checkbox"/> Erickson
<input type="checkbox"/> Failed	<input type="checkbox"/> Neumann	<input type="checkbox"/> Neumann
<input type="checkbox"/> Tabled	<input type="checkbox"/> Kneisl	<input type="checkbox"/> Kneisl

<b>Signatures</b>	
STATE OF MINNESOTA}	
COUNTY OF TODD}	
I, Denise Gaida, County Auditor-Treasurer, Todd County, Minnesota hereby certify that I have compared the foregoing copy of the proceedings of the County Board of said County with the original record thereof on file in the Administration Office of Todd County in Long Prairie, Minnesota as stated in the minutes of the proceedings of said board and that the same is a true and correct copy of said original record and of the whole thereof, and that said motion was duly passed by said board at said meeting. Witness my hand and seal:	
Seal	

# Todd County, MN Board Action Form



Action Requested	
<input type="checkbox"/> Action/Motion <input type="checkbox"/> Discussion <input checked="" type="checkbox"/> Information Item	<input type="checkbox"/> Report <input type="checkbox"/> Resolution <input type="checkbox"/> Other
Board Action Tracking Number (Admin use):	

<b>Title (for publication with the Agenda):</b> Update on Home Care Program Review	
Date of Meeting: January 27, 2015	Total time requested: 5 min
Department Requesting Action: HHS	
Presenting Board Action/Discussion at Meeting: Jackie Och	
<b>Background</b> <input type="checkbox"/> Supporting Documentation enclosed	
<b>Options</b> <input type="checkbox"/> Supporting Documentation enclosed	
<b>Recommendation</b> <input type="checkbox"/> The Todd County Board of Commissioners approves the following by Motion:	
<b>Financial Implications: \$</b>	Comments
Funding Source:	
Budgeted: <input type="checkbox"/> Yes <input type="checkbox"/> No	

Action	Voting in Favor	Voting Against
Motion:	<input type="checkbox"/> Kircher	<input type="checkbox"/> Kircher
Second:	<input type="checkbox"/> Becker	<input type="checkbox"/> Becker
<input type="checkbox"/> Passed	<input type="checkbox"/> Erickson	<input type="checkbox"/> Erickson
<input type="checkbox"/> Failed	<input type="checkbox"/> Neumann	<input type="checkbox"/> Neumann
<input type="checkbox"/> Tabled	<input type="checkbox"/> Kneisl	<input type="checkbox"/> Kneisl

<b>Signatures</b> STATE OF MINNESOTA } COUNTY OF TODD } I, Denise Gaida, County Auditor-Treasurer, Todd County, Minnesota hereby certify that I have compared the foregoing copy of the proceedings of the County Board of said County with the original record thereof on file in the Administration Office of Todd County in Long Prairie, Minnesota as stated in the minutes of the proceedings of said board and that the same is a true and correct copy of said original record and of the whole thereof, and that said motion was duly passed by said board at said meeting. Witness my hand and seal:	Seal
--	------

# Todd County, MN Board Action Form



<b>Action Requested</b>	
<input checked="" type="checkbox"/> Action/Motion <input type="checkbox"/> Discussion <input type="checkbox"/> Information Item	<input type="checkbox"/> Report <input type="checkbox"/> Resolution <input type="checkbox"/> Other
Board Action Tracking Number (Admin use):	

<b>Title (for publication with the Agenda):</b> Approve Commissioner Warrants	
Date of Meeting: 01/27/2015	Total time requested: 5 min
Department Requesting Action: Health & Human Services	
Presenting Board Action/Discussion at Meeting: Denise Gaida	
<b>Background</b> <input checked="" type="checkbox"/> Supporting Documentation enclosed	
Printout sent to Commissioners	
<b>Options</b> <input type="checkbox"/> Supporting Documentation enclosed	
<b>Recommendation</b> <input checked="" type="checkbox"/> The Todd County Board of Commissioners approves the following by Motion:	
To approve the HHS Commissioner Warrants in the amount of \$107,712.62 and 114,166.53.	
<b>Financial Implications: \$</b>	Comments
Funding Source:	
Budgeted: <input checked="" type="checkbox"/> Yes <input type="checkbox"/> No	

Action	Voting in Favor	Voting Against
Motion:	<input type="checkbox"/> Kircher	<input type="checkbox"/> Kircher
Second:	<input type="checkbox"/> Becker	<input type="checkbox"/> Becker
<input type="checkbox"/> Passed	<input type="checkbox"/> Erickson	<input type="checkbox"/> Erickson
<input type="checkbox"/> Failed	<input type="checkbox"/> Neumann	<input type="checkbox"/> Neumann
<input type="checkbox"/> Tabled	<input type="checkbox"/> Kneisl	<input type="checkbox"/> Kneisl

<b>Signatures</b>	
STATE OF MINNESOTA } COUNTY OF TODD }	
I, Denise Gaida, County Auditor-Treasurer, Todd County, Minnesota hereby certify that I have compared the foregoing copy of the proceedings of the County Board of said County with the original record thereof on file in the Administration Office of Todd County in Long Prairie, Minnesota as stated in the minutes of the proceedings of said board and that the same is a true and correct copy of said original record and of the whole thereof, and that said motion was duly passed by said board at said meeting. Witness my hand and seal:	
Seal	

Commissioner Warrants

Vendor Name	Amount
CATHOLIC CHARITIES	5,465.60
# 4453	2,418.00
KINDRED FAMILY FOCUS	24,528.44
MERIDIAN SERVICES INC	3,929.51
NEXUS INC - MILLE LACS ACADEMY	4,102.23
NORTHERN PINES MENTAL HLTH CTR	4,872.00
NORTHWOOD CHILDRENS SRVS	3,694.16
PINEHAVEN YOUTH AND FAMILY SRVS INC	8,219.83
PORT OF CROW WING BOYS HOME	5,084.00
TODD COUNTY DAC	7,730.73
WEST CENTRAL REG JUVENILE CTR	6,896.66
WOODLAND HILLS	6,846.03
Payments less than 2000	23,925.43
Final Total	107,712.62

CORPORATE HEALTH SYSTEMS INC	4,331.88
DHS - ANOKA METRO RTC - 412	6,600.00
DHS - MSOP-MN SEX OFFENDER PROGRAM	7,161.00
DHS - ST PETER RTC - 472	12,152.00
DHS - SWIFT	29,040.04
V #13890	4,038.60
MORRISON COUNTY SOCIAL SERVICES	2,487.50
OTTER TAIL CTY HUMAN SERVICES	5,903.00
PERISH/ALAN	3,284.01
RURAL MN CEP INC	3,689.92
PAYMENTS LESS THAN \$2000.00	35,478.58
Final Total	114,166.53